

Whole School Assembly – please join us!

JOIN WEBEX MEETING – please do not access until 1:35pm on Friday 26th June

<https://eduvic.webex.com/eduvic/j.php?MTID=m2e4ef52979d92bbe8b5e9f9657dd5c59>

Meeting number (access code): 165 136 3067

Meeting password: 4tHMc4pBwY4

Time: 1:40pm – 2:10pm

Dismissal times:

2:15pm – Siblings Dismissed ~ 2:20pm – Preps Dismissed ~ 2:30pm – All other children dismissed

Well.... the end of the most challenging terms of my career is less than a week away. My sincere thanks to all families, students and staff members for making the most of a terrible situation.

Whilst I acknowledge that many families are still going through hard times, we have come together as a community to lessen the impact on the students and to that end, we can be proud of what we have achieved together.

In the end, we have our health and the world continues to turn, so we can look to Term 3 with hope and optimism.

The school is working with the Department of Education and Training to identify when we can lift certain restrictions and we will advise families as soon as possible.

Should anyone be experiencing hardship though, please feel free to contact the school if any support is needed and we will do our best to accommodate.

Drop off and pick up of children is working well for everyone.

With the return of years 3-6, the process has not caused any concerns.

A reminder that students should not be lining up the gates before 8.45am.

We are awaiting further advice regarding 'pick-up' times - our current system will remain in place until we are advised by DET to resume a normal day.

I will inform the community via Compass if there is a change!

All our high touch areas are being cleaned continuously throughout the day and I once again respectfully remind parents should not enter the school buildings.

Restrictions on school camps have been lifted which is great news for Year 3 to 6 students. We will keep you posted during Term 3 about timelines.



CONTACT US



03 9544 3231

25th June.

Parent Teacher Interviews have been scheduled for Week 1, Term 3 - a booking schedule has been sent via Compass.

Viewing Academic Reports

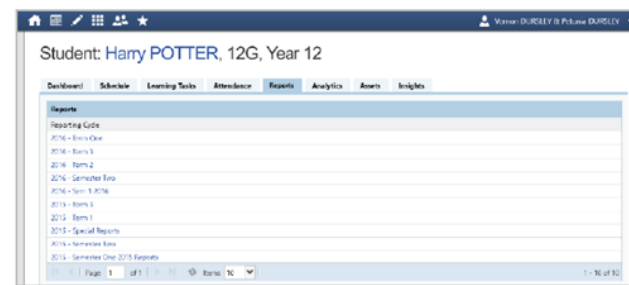
1

From the home screen, click on the 'View Academic Reports' item or navigate to the student profile and click the 'Reports' tab.



2

A list of Academic Reports will be displayed. Click the Report title to download the PDF to your device.

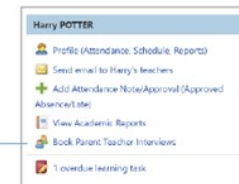


Parent-Teacher Conferences

Using Compass you can book your parent-teacher conferences online.

1

On the home screen, beside the student you wish to make bookings for, click 'Book Parent Teacher Interviews'.



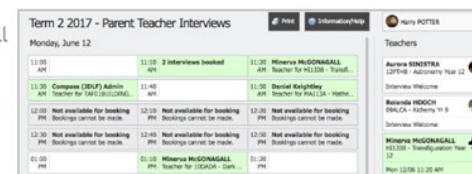
2

A list of parent-teacher interview cycles will be displayed along with their booking status. Click "My Bookings" on the relevant cycle.



3

Your booking sheet will be displayed and will show all available booking times. Click on a time in the grid to display teachers available for booking at that time, and then click the teacher's name to make your booking.



Note: You can view a teacher's availability by clicking on the teacher's name on the right side of the booking page.

Enrolments 2021

We are now accepting enrolments for 2021 from families.

Children who turn five by April 30 2021, are eligible to attend school.

When transferring from interstate, overseas or from a local school, it is helpful if a written report is available at the time of enrolment.

Council is often contacted by local residents who are concerned about the parking practices of parents dropping off or picking up children from a school in their neighbourhood.

General Rules for parents to understand.

You must not leave a vehicle stationary or parked, if it is:

- Double parked.
- Within an intersection.
- Across a lane or private driveway
- Where you would leave less than 3 metres of road clear for traffic.
- On the wrong side of the road.
- On a footpath or reservation.
- In a bus or transit lane.
- Opposite a continuous solid white line

I have been informed parking officers will regularly patrol the areas around our school (and other local streets) so please make sure you obey the road rules at all times or you risk being fined.

Building Update

Architectural drawings have been approved and signed off.

As we are awaiting a formal announcement on the final plans from the Minister of Education, I can only show you a sneak peak of one of the elevation drawings.

This drawing is from gate 2 (Eulinga Road - Elder Street oval entry).



The building will feature:

Art and Music/STEM rooms, 3 General Purpose Classrooms, a break out room and boys, girls and disabled toilets.

The steel frame work has started in the factory.

The existing building is scheduled for asbestos removal in the second week of the holidays. Demolition will be through July/August with the new building being ready during November.

Uniform

We would like to remind parents to please label ALL uniform items.

Any lost property that is found without a name can not be returned to students.

INCREDIBLE NEWS FOR CLARINDA PRIMARY SCHOOL!

In 2019, Clarinda Primary School was invited to create a student led wellbeing video that showcases the wonderful programs in operation around our school. Six students were selected to be a team of “Rookie Reporters” (Alyssa S, Max W, Angelique B, Konstance T, Athan A and Anushka P) to collaborate with Education Services Australia by planning, writing and filming this video.

We are very proud of the creativity and effort that the Rookie Reporters have demonstrated while creating the wellbeing video for the Department of Education. They have done an incredible job proving the worth of social and emotional learning at our school.

This video is now on the Australian Government Student Wellbeing Hub and has also been forwarded to Wilson McCaskil (the creator of the Play is the Way Program). Wilson was very impressed with our wellbeing video, and here is part of the message he had for the Rookie Reporters:

“It gives us great comfort to know that there are young people, like yourselves, walking confidently into the future with the character, confidence and commitment to do what is right and best for themselves, others and the planet. You obviously understand the importance of the Life Raft concepts and have the willingness to be the masters of your own behaviour. The world is waiting for people to treat it and all who live on it well, and I suspect that you are ready to do that. Congratulations on doing yourselves and your school proud.”

We invite you to watch this video by clicking on the link below:

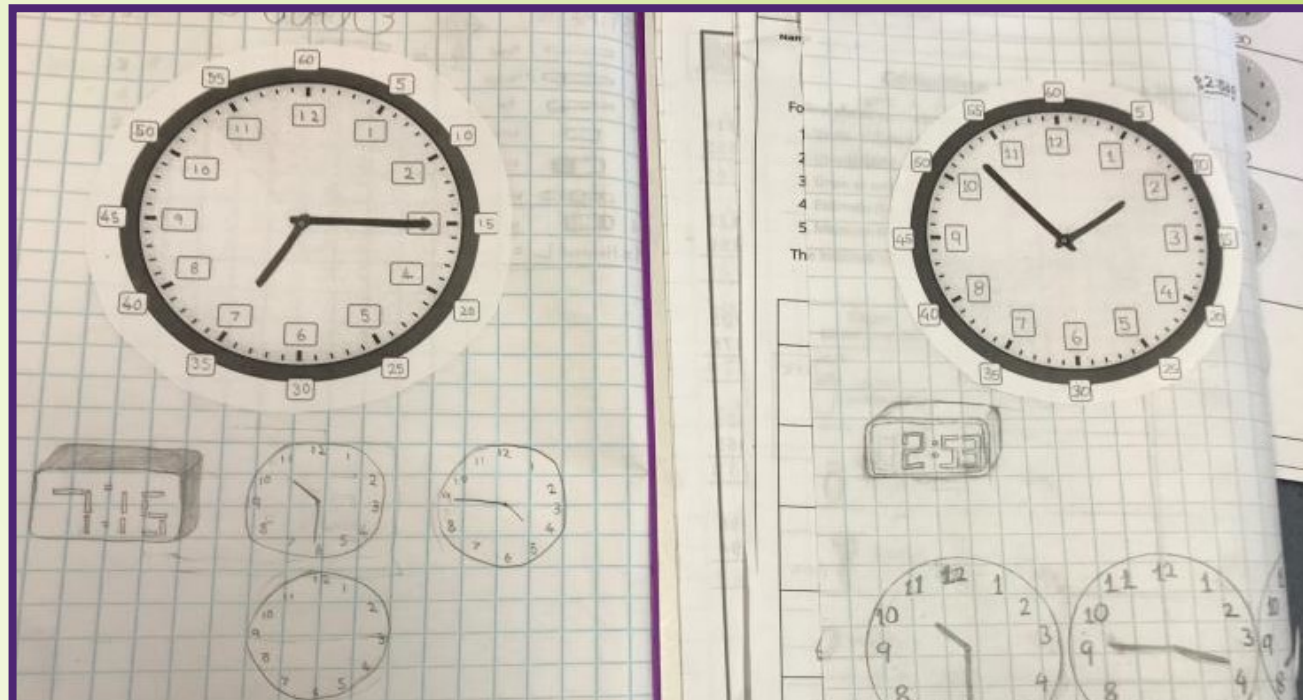
<https://youtu.be/JNcoHQ-3B-o>

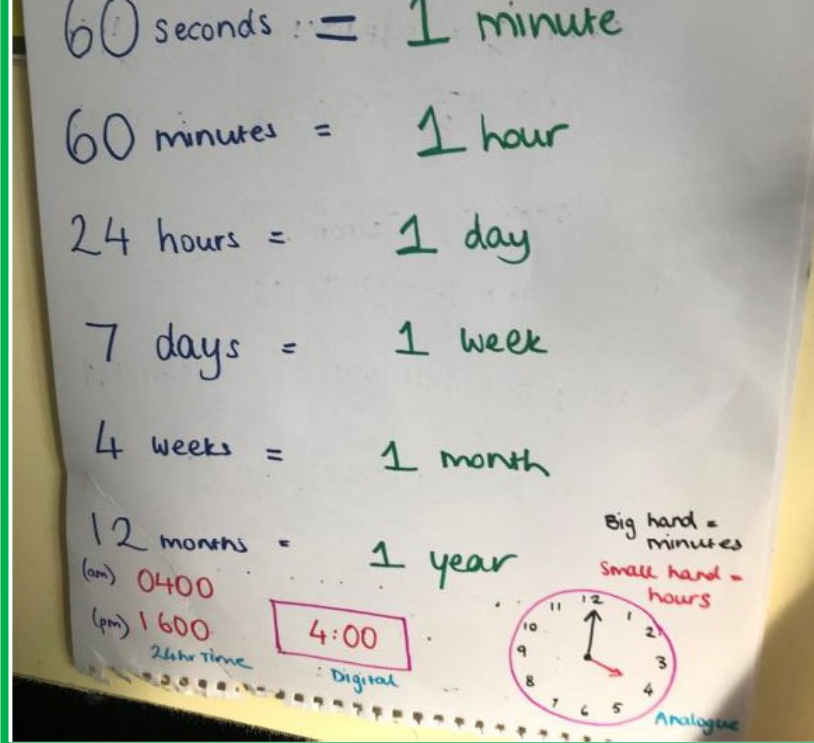




CLASS ROOM CORNER 3/4K

THIS WEEK IN 3/4K, THE STUDENTS HAVE BEEN
LEARNING ABOUT TIME.





**MATHS BOOKS AND
WORKED WITH CLASSMATES
TO ACCURATELY TELL THE
TIME.**

**THE STUDENTS HAVE ALSO
CHALLENGED THEMSELVES
WITH PROBLEM SOLVING
ACTIVITIES AND WORDED
PROBLEMS.**

**I AM VERY PROUD OF ALL
OF THEIR HARD WORK.**

CLASS ROOM CORNER 3/4K



| | | |
|----------------|--|---|
| | | compass |
| | Friday 26 | Last Day Term 2 School finishes 1.30 Assembly via Webex 2:15pm – Siblings 2:20pm ~ Preps 2:30pm – Everyone |
| TERM 3 JULY | Monday 13 | First Day Term 3 |
| | Tuesday 14 | Parent/Teacher Interviews 3.40 to 7.00 |
| | Wednesday 15 | Parent/Teacher Interviews 3.40 to 5.30 |
| | Thursday 30 | School Photo Day |
| | Friday 31 | Prep 100 days of school celebration |
| AUGUST | Tuesday 4 | 2.30 School Council Finance Sub Committee Meeting |
| | Tuesday 11 School Council & Sub Committees | 6.00 ~ Education 6.30 ~ Buildings & Grounds 7.00 ~ School Council |
| | Friday 28 | 9.00 ~ 10.30 Transition Day 1 |
| SEPTEMBER | Tuesday 1 | 2.30 School Council Finance Sub Committee Meeting |

Monday 13 July to Friday 18 September

TERM 4

Monday 5 October to Friday 18 December

**ARE YOU
MISSING OUT?
SIGN UP TO
COMPASS TODAY
STUDENT REPORTS
AND
SCHOOL NOTICES
WILL ONLY BE ON
COMPASS
IN 2020**

DO YOU HOLD A HEALTH CARE CARD?

Have you applied for the Government
allowance Camps Swimming
Excursion Fund (CSEF)?

\$125.00 per child.

If your health care card is valid on:
28th January 2020

or

You received a health care card that

| | | |
|--------|----------|--|
| Prep Y | Kosta | For making a significant improvement with his organisational skills and participation in classroom activities since returning to school. |
| Prep D | Veronica | For making fantastic text-to-self connections when reading and recording them in her Reader's Notebook. |
| 1/2L | Yul | For consistently pursuing his personal best by editing, revising and publishing his writing pieces in his own time. |
| 1/2K | Niki | For pursuing her personal best in every task, and showing care and kindness to all of her classmates. |
| 1/2M | Jeet | For his best effort in all of his work at school this week! |
| 1/2P | Aadhya | For always pursuing her personal best. |
| 1/2A | Joshua | For doing great work and finishing on time. |
| 3/4D | Asha | For returning to school with a positive attitude and adjusting back to the school routines! Well done! |
| 3/4T | Anusha | For returning back to school with a positive attitude to always pursue her personal best. |
| 5/6E | Tushan | For demonstrating strong leadership skills and taking initiative during remote learning |
| 5/6J | Eleen | For being an active participant during Circle Time. |
| 5/6S | Kanisha | For consistently working hard in Reading and Writing. Well done! |



Photo Day 30-07-2020

Envelope and Order Instructions

School Code: [ACA YPE 9M9]

Dear Parents and Students,

Clarinda Primary School PHOTO DAY IS 30-07-2020

School photo order envelopes have been or will be distributed to every student and it is important that the order instructions (below) are followed.

**** IMPORTANT PLEASE NOTE – ONLINE ORDERING FOR SIBLING PHOTOS WILL CUT OFF ON 29-07-2020 ****

ONLINE ORDERING Your child's school photos are now available for secure online purchase, please note if you are ordering online, you do not need to return an envelope to the school

4 EASY STEPS TO ONLINE SCHOOL PHOTO ORDERING

Step 1 Click Here - For online ordering process for your school.

- OR - Go to www.advancedlife.com.au before photo day and enter your school code [ACA YPE 9M9]

Step 2: Enter your student's details

Step 3: Choose the package that best suits your needs (all orders will be returned to the school for collection)

Step 4: Pay for the photos via the shopping cart (upper right corner of the page)

**** Online Orders will attract a \$1 service fee**

Please Note: Late fees will apply once orders are closed (5 days after photo day)

FAMILY / SIBLING PHOTOS No envelope required if ordering online

3 EASY STEPS TO ONLINE SCHOOL PHOTO ORDERING

- Go to www.advancedlife.com.au before photo day and enter your school code [ACA YPE 9M9]
- Family/Sibling photo orders online close on [29-07-2020]
- Orders can be placed by returning an envelope up until photo day with cash or cheque enclosed

ORDERING USING AN ENVELOPE

ENVELOPES WILL BE HANDED TO EACH CHILD, PLEASE SEE THE SCHOOL OFFICE IF YOU HAVE NOT RECEIVED ONE

Step 1: Student Details: Complete the student details section on the front of the order envelope.

Please use black or blue pen.

Step 2: Purchase Details: Complete the purchase details on the front of the envelope.

Step 3: Payment Method: Select your payment method.

Credit Card – Online Only at www.advancedlife.com.au

Cash – Please enclose correct money – no change is given under any circumstances

Cheque – Make payable to Advancedlife Photography with your name & address on the back of cheque

Please allow 60 days for your cheque to be finalised - a \$25 fee will apply to any dishonored cheque payments

Please Note: A portrait and a class group photograph will be taken of every student at the school, regardless of purchase. Photographs of your children taken as part of a class group are only permitted to be distributed within their own class. Your child's name will appear on the class group photo. If you Do Not wish your child to be photographed, please contact your school office with your instructions prior to Photo Day.



For every deposit made at school, students will receive a silver Dollarmites token. Once students have individually collected 10 tokens they can redeem them for an exclusive School Banking reward item in recognition of their regular savings habits.

School Banking is also a great fundraiser for our school. Our school receives a Regular Savers Contribution of \$5 for every 10 deposits processed per student as well as an Annual Contribution which is based on the number of students who made at least one School Banking deposit in the prior year.

If your child has lost their book, please contact your School Banking Co-ordinator for a replacement or visit any Commbank Branch.



Kingston Libraries are hosting two children's authors over the upcoming school holidays.

George Ivanoff will be online on Wednesday 1 July at 11am, while Jane Godwin will be online on Thursday 9 July at 11:15am. Both events are free but require bookings so that we can send out the Zoom link to join the sessions.

<https://www.kingston.vic.gov.au/library/Lists/Events-Listing/George-Ivanoff-Author-Event>

<https://www.kingston.vic.gov.au/library/Lists/Events-Listing/Jane-Godwin-author-event>

This is a great opportunity for your students to engage with an author, to ask questions and learn some tips for creative writing and how a book comes to life.

There are heaps more events in our school holiday program too. You will find details here - <https://www.kingston.vic.gov.au/library/Kids-Place/Kids-Activities-2#SchoolHolidayProgram>

Have a lovely winter break!

Kind regards,

Shelley Gasperino

CHILDREN AND YOUTH SERVICES COORDINATOR | LIBRARIES & EDUCATION

So how can we raise kids to be courageous problem-solvers rather than self-critical, low risk-takers? Here are six practical ideas to get you started:

Turn requests for help into problems for kids to solve

Kids get used to bringing their problems to parents to solve. If you keep solving them, they'll keep bringing them. "Mum, Sarah's annoying me" "Dad, can you ask my teacher to pick me for the team?" "Hey, I can't find my socks!" It's tempting if you are in a time-poor family to simply jump in and help kids out. Alternatively, you can take a problem-solving approach, cuing them to resolve their own problems and take responsibility for their concerns. "What can you do to make her stop annoying you?" "What's the best approach to take with your teacher?" "Socks, smocks! Where might they be?"

Ask good questions to prompt problem-solving

A problem-solving approach relies on asking good questions, which can be challenging if you are used to solving your child's problems. The first question when a child brings you a problem should be: "Can you handle this on your own?" Next should be, "What do you want me to do to help you solve the problem?" These questions are not meant to deter children from coming to you. Rather to encourage and teach them to start working through their own concerns themselves.

Coach them through problems and concerns

Imagine your child feels they were unfairly left out of a school sports team by a teacher and asks you get involved. The easiest solution may be to meet with the teacher and find out what's going on. You may or not resolve the problem but in doing so you are teaching a child to become dependent on you. Alternatively, you could coach your child to speak to the teacher themselves and find out why they were left out. Obviously, there are times when children need their parents to be advocates for them such as when they are being bullied, but we need to make the most of the opportunities for children to speak for themselves. Better to help your children find the right words to use and discuss the best way to approach another person when they have problems. These are great skills to take into adulthood.

Prepare kids for problems and contingencies

You may coach your child to be independent – walk to school, spend some time alone at home (when old enough), catch a train with friends – but do they know what to do in an emergency? What happens if they come home after school and the house is locked? Who do they go to? Discuss different scenarios with children whenever they enter new or potentially risky situations so that they won't fall apart when things don't go their way. Remember, the Boy Scouts motto – "Be Prepared!"

Show a little faith

Sometimes you've got to show faith in children. We can easily trip them up with our negative expectations such as saying "Don't spill it!" to a child who is carrying a glass filled with water. Of course, your child doesn't want to spill it but you've just conveyed your expectations with that statement. We need to be careful that we don't sabotage children's efforts to be independent problem-solvers with comments such as, "Now don't stuff it up!", "You'll be okay, won't you?", "You're not very good at looking after yourself!"

Applaud mistakes and stuff ups

Would a child who accidentally breaks a plate in your family while emptying the dishwasher be met with a 'that's really annoying, you can be clumsy sometimes' response or a 'it doesn't matter, thanks for your help' type of response? Hopefully it won't be the first response, because nothing shuts down a child's natural tendencies to extend themselves quicker than an adult who can't abide mistakes. If you have a low risk-taking, perfectionist child, consider throwing a little party rather than making a fuss when they make errors so they can learn that mistakes don't reflect on them personally, and that the sun will still shine even if they break a plate, tell a joke that falls flat or doesn't get a perfect exam score.

As I've often said your job as a parent is to make yourself redundant (which is different to being irrelevant) at the earliest possible age. The ability to sort and solve your own problems, rather than

Art SmartOnline

FANTASTIC ART CLASSES ONLINE

Classes in **REAL TIME** with wonderful art instructors where the students get to interact with each other and create amazing art together via a virtual classroom.

Make sure it's easy for parents and have created lessons that use a lot of things that you would already have, and knowing you don't have is an easy, affordable online order delivered to your door.

Providing an opportunity to express themselves and interact with other children is so important.

Kids have been loving the classes

Also parents - in fact we have started an Art Play for kids because parents wanted to join in the fun. (Details on the website if you want to join that as well.)

DISCOUNTED PRICE

20% OFF

Only \$12.50 a class!

Details: Variety of times available to check out the website

Location: Your place!



BOOK NOW!

Just go to
www.artsmartforkids.com.au
(make sure it has the 'au' at the end)

ANY reason you don't want to continue after the first two classes, you'll get a full refund.





TUTORING, MENTORING

Working together to learn and

Compe
2022
P R

More than standard tuition, a support service for Primary/Secondary and languages* Available online or face-to-face | info@icacheivers.com